

2025 / 2026



PETROL GARDEN TOOLS

YT-85003 SPLIT-SHAFT BRUSHCUTTER 1.7 HP	1
YT-85004 BRUSHCUTTER 1 HP	2
YT-85005 BRUSHCUTTER WITH ACCESSORIES 2 HP	3
YT-85520 LAWN MOWER 41 CM WITHOUT DRIVE	5
YT-85521 LAWN MOWER 41 CM WITH DRIVE	6
YT-85525 LAWN MOWER 46 CM WITH DRIVE	7
YT-85528 LAWN MOWER 51 CM WITH DRIVE	8
YT-85532 LAWN MOWER 53 CM WITH DRIVE	9
YT-85533 LAWN MOWER 53 CM WITH DRIVE, ELECTRIC START	10
YT-85537 LAWN MOWER 56 CM WITH DRIVE	11
YT-85545 THREE-WHEEL LAWN MOWER 53 CM WITH DRIVE	12
YT-85550 RIDE-ON MOWER 76 CM	14
YT-85551 RIDE-ON MOWER 107 CM	15
YT-85552 RIDE-ON MOWER 96 CM	16
YT-85553 RIDE-ON MOWER ZERO-TURN 107 CM	17
YT-85554 RIDE-ON MOWER TRAILER	19
YT-85570 SCARIFIER / AERATOR 38 CM	20
YT-84797 HEDGE TRIMMER	21
YT-85191 3-IN-1 BLOWER	22
YT-85192 BACKPACK BLOWER	24
YT-86240 2-IN-1 SPRAYER	25
YT-85600 SWEEPER	26
YT-85605 SWEEPER COLLECTION BOX	27
YT-85606 SWEEPER PLOW	27
YT-86106 ELECTRIC BARROW	28
YT-86115 PETROL BARROW	29
YT-86125 STUMP GRINDER	30
YT-86140 CHAIN TRENCHER	31
YT-84660 EARTH AUGER	32
YT-84893 CHAINSAW 1.1 HP	33
YT-84895 CHAINSAW 1.8 HP	34
YT-84901 CHAINSAW 2.45 HP	35
YT-84910 CHAINSAW 3.4 HP	36
YT-85580 WOOD CHIPPER	38
YT-86155 WOOD CHIPPER	39
YT-86158 WOOD CHIPPER	40
YT-84860 TILLER	41
YT-84861 TWO-STROKE TILLER	42
YT-85590 TILLER 36/60 CM	43
YT-85591 TILLER 35/85 CM	44
YT-85592 TILLER 48 CM	45
YT-85850 TWO-WHEEL TRACTOR	46
YT-85851 TWO-WHEEL TRACTOR	47
YT-85860 ROTARY TILLER ATTACHMENT FOR A TWO-WHEEL TRACTOR	48
YT-85861 ROTARY TILLER ATTACHMENT FOR A TWO-WHEEL TRACTOR	48
YT-85862 ACTIVE PLOW ATTACHMENT FOR A TWO-WHEEL TRACTOR	48
YT-85863 SICKLE BAR MOWER ATTACHMENT FOR A TWO-WHEEL TRACTOR	49
YT-85864 FLAIL MOWER ATTACHMENT FOR A TWO-WHEEL TRACTOR	49
YT-85865 QUICK COUPLING FOR A TWO-WHEEL TRACTOR	49
YT-85866 REVERSIBLE PLOW ATTACHMENT FOR A TWO-WHEEL TRACTOR	50
YT-85867 MOLDBOARD PLOW ATTACHMENT FOR A TWO-WHEEL TRACTOR	50
YT-85868 RIDGING PLOW ATTACHMENT FOR A TWO-WHEEL TRACTOR	50
YT-85870 CULTIVATOR ATTACHMENT FOR A TWO-WHEEL TRACTOR	51
YT-85872 SWEEPER ATTACHMENT FOR A TWO-WHEEL TRACTOR	51
YT-85873 SNOW PLOW ATTACHMENT FOR A TWO-WHEEL TRACTOR	51
YT-85874 SNOW BLOWER ATTACHMENT FOR A TWO-WHEEL TRACTOR	52
YT-85875 WHEELS FOR A TWO-WHEEL TRACTOR	52
YT-85876 PTO EXTENSION FOR A TWO-WHEEL TRACTOR	52
YT-85877 WHEEL AXLE EXTENSIONS FOR A TWO-WHEEL TRACTOR	52
YT-85878 WHEEL WEIGHTS FOR A TWO-WHEEL TRACTOR	52
YT-85880 PTO ADAPTER FOR A TWO-WHEEL TRACTOR	52
YT-85881 SICKLE BAR MOWER ATTACHMENT FOR A TWO-WHEEL TRACTOR	52
YT-85420 WATER PUMP	53
YT-85401 WATER PUMP	54
YT-85402 WATER PUMP	55
YT-85403 WATER PUMP	56
SPARE PARTS	57



YT-85003
SPLIT-SHAFT BRUSHCUTTER
1.7 HP

1.25 kW	1.7 KM	42.7 cm³	430 mm	255x25.4 mm
0.85 L	40 : 1	ANTI-VIBRATION SYSTEM	EASY START	EASY TRANSPORT







Power	1.25 kW
Displacement	42.7 cm ³
Max engine speed	10000 min ⁻¹
Spark plug	L8RTF
Fuel	unleaded petrol E10
Fuel tank capacity	0.85 l
Oil	2T
Fuel/oil mix ratio	40:1
Cutting width (line)	430 mm
Cutting width (blade)	255 mm
Line diameter	2 mm
Blade thickness	1.4 mm
Weight	7 kg
Noise level	114 dB

- 2-stroke petrol engine, single-cylinder
- easy start function
- fuel priming system
- comfortable anti-vibration handle
- split shaft for convenient storage





YT-85004
BRUSHCUTTER
1 HP

0.8 kW	31 cm³ 	9500 min⁻¹ (max.) 	430 mm 
255x25.4 mm 	4 STROKE 	900 ml 	

- 4-stroke petrol engine, single-cylinder ■
- air-cooled system ■
- low vibration ■



Power	0.8 kW
Displacement	31 cm ³
Max engine speed	9500 min ⁻¹
Spark plug	CMR7H
Fuel	unleaded petrol E10
Fuel tank capacity	0.9 l
Oil	SAE 15W-40
Oil tank capacity	0.08 l
Cutting width (line)	430 mm
Cutting width (blade)	255 mm
Line diameter	2.4 mm
Weight	8 kg
Noise level	112 dB



YT-85005
BRUSHCUTTER WITH ACCESSORIES
2 HP

1.45 kW	52 cm³ 	9500 min⁻¹ (max.) 
430 mm 	255x25.4 mm 	1.2 L 
25 : 1 		

- 2-stroke petrol engine, single-cylinder ■
- ergonomic handle ■
- set includes: extra heads and spark plugs, ■
- fuel tank, trimmer line, 3T blade, ■
- blade guard, tool kit, harness ■



Power	1.45 kW
Displacement	52 cm ³
Max engine speed	9500 min ⁻¹
Spark plug	L7RTC
Fuel	unleaded petrol E10
Fuel tank capacity	1.2 l
Oil	2T
Fuel/oil mix ratio	25:1
Cutting width (line)	430 mm
Cutting width (blade)	255 mm
Line diameter	2.4 mm
Blade thickness	1.4 mm
Weight	9 kg
Noise level	110 dB





	YT-85520	YT-85521	YT-85525	YT-85528	YT-85532	YT-85533	YT-85545
Power	2.1 kW	2.1 kW	2.4 kW	3.5 kW	3.5 kW	4.5 kW	3.5 kW
Displacement	123 cm ³	123 cm ³	139 cm ³	196 cm ³	196 cm ³	224 cm ³	196 cm ³
Starter	manual	manual	manual	manual	manual	manual /electric	manual
Cutting width	410 mm	410 mm	460 mm	510 mm	530 mm	530 mm	530 mm
Cutting height	25-70 mm	25-75 mm	25-75 mm	25-75 mm	25-75 mm	25-75 mm	30-80 mm
Grass catcher	40 l	40 l	62 l	62 l	62 l	62 l	62 l
Mulching function	-	-	YES	YES	YES	YES	YES
Grass collection	YES	YES	YES	YES	YES	YES	YES
Rear grass discharge	YES	YES	YES	YES	YES	YES	YES
Side grass discharge	-	-	YES	YES	YES	YES	YES
Weight	19.7 kg	21.1 kg	33.6 kg	36.2 kg	37 kg	37 kg	37 kg

YT-85520

LAWN MOWER WITHOUT DRIVE

LONCIN LC1P65FE-3 41 CM

2.1 kW	123 cm³	2800 min⁻¹	70 mm 25 mm	410 mm
40L	6"	4 STROKE	METAL ENCLOSURE	E10



- 4-stroke OHV petrol engine
- manual start
- 7-position cutting height adjustment
- rear discharge, grass collection
- metal housing
- ergonomic foam-covered handle



Power	2.1 kW
Displacement	123 cm ³
Max engine speed	2800 min ⁻¹
Spark plug	F7RTC
Fuel	unleaded petrol E10
Fuel tank capacity	0.9 l
Oil	SAE 15W-40
Oil tank capacity	0.5 l
Cutting width	410 mm
Cutting height	25-70 mm
Grass catcher	40 l
Wheels	6"
Weight	19.7 kg
Noise level	96 dB



YT-85521

LAWN MOWER WITH DRIVE

LONCIN LC1P65FE-3 41 CM

2.1 kW	123 cm ³	2800 min ⁻¹	75 mm	410 mm	40 L
6" / 8"	4 STROKE	METAL ENCLOSURE	SELF-PROPELLED	E10	



- 4-stroke OHV petrol engine
- manual start
- 7-position cutting height adjustment
- rear discharge, grass collection
- metal housing
- ergonomic foam-covered handle



Power	2.1 kW
Displacement	123 cm ³
Max engine speed	2800 min ⁻¹
Spark plug	F7RTC
Fuel	unleaded petrol E10
Fuel tank capacity	0.9 l
Oil	SAE 15W-40
Oil tank capacity	0.5 l
Cutting width	410 mm
Cutting height	25-75 mm
Grass catcher	40 l
Wheels	6", 8"
Weight	21.1 kg
Noise level	96 dB



YT-85525

LAWN MOWER WITH DRIVE

LONCIN LC1P65FE 46 CM

2.4 kW	139 cm ³	2800 min ⁻¹	75 mm	460 mm	62 L
7" / 10"	4 STROKE	METAL ENCLOSURE	SELF-PROPELLED	4 in 1 4 w 1	E10



- 4-stroke OHV petrol engine
- manual start
- 8-position cutting height adjustment
- 4-in-1 function: rear discharge, grass collection, side discharge, mulching
- metal housing
- ergonomic foam-covered handle



Power	2.4 kW
Displacement	139 cm ³
Max engine speed	2800 min ⁻¹
Spark plug	F7RTC
Fuel	unleaded petrol E10
Fuel tank capacity	0.9 l
Oil	SAE 15W-40
Oil tank capacity	0.5 l
Cutting width	460 mm
Cutting height	25-75 mm
Grass catcher	62 l
Wheels	7", 10"
Weight	33.6 kg
Noise level	96 dB





YT-85528

LAWN MOWER WITH DRIVE

LONCIN LC1P70FC 51 CM

3.5 kW	196 cm ³	2800 min ⁻¹	75 mm	510 mm	62L
8"/11"	4 STROKE	METAL ENCLOSURE	SELF-PROPELLED	4 in 1 4 w 1	E10



- 4-stroke OHV petrol engine ■
- manual start ■
- 8-position cutting height adjustment ■
- 4-in-1 function: rear discharge, grass collection, side discharge, mulching ■
- metal housing ■
- ergonomic foam-covered handle ■
- cup holder ■

Power	3.5 kW
Displacement	196 cm ³
Max engine speed	2800 min ⁻¹
Spark plug	E7RTC
Fuel	unleaded petrol E10
Fuel tank capacity	1.0 l
Oil	SAE 15W-40
Oil tank capacity	0.6 l
Cutting width	510 mm
Cutting height	25-75 mm
Grass catcher	62 l
Wheels	8", 11"
Weight	36.2 kg
Noise level	98 dB



YT-85532

LAWN MOWER WITH DRIVE

LONCIN LC1P70FC 53 CM

3.5 kW	196 cm ³	2800 min ⁻¹	75 mm	530 mm	62L
8"/11"	4 STROKE	METAL ENCLOSURE	SELF-PROPELLED	4 in 1 4 w 1	E10



- 4-stroke OHV petrol engine ■
- manual start ■
- 8-position cutting height adjustment ■
- 4-in-1 function: rear discharge, grass collection, side discharge, mulching ■
- metal housing ■
- ergonomic foam-covered handle ■
- cup holder ■

Power	3.5 kW
Displacement	196 cm ³
Max engine speed	2800 min ⁻¹
Spark plug	E7RTC
Fuel	unleaded petrol E10
Fuel tank capacity	1.0 l
Oil	SAE 15W-40
Oil tank capacity	0.6 l
Cutting width	530 mm
Cutting height	25-75 mm
Grass catcher	62 l
Wheels	8", 11"
Weight	37 kg
Noise level	98 dB





YT-85533
LAWN MOWER WITH DRIVE & ELECTRIC START
 LONCIN LC1P75F 53 CM

4.5 kW	224 cm ³	2800 min ⁻¹	530 mm	62L	8"/11"
4 STROKE	E-START	METAL ENCLOSURE	SELF-PROPELLED	4 in 1 4 w 1	E10



- 4-stroke OHV petrol engine
- electric and manual start
- 8-position cutting height adjustment
- 4-in-1 function: rear discharge, grass collection, side discharge, mulching
- metal housing
- ergonomic foam-covered handle
- cup holder



Power	4.5 kW
Displacement	224 cm ³
Max engine speed	2800 min ⁻¹
Spark plug	F7RTC
Fuel	unleaded petrol E10
Fuel tank capacity	1.2 l
Oil	SAE 15W-40
Oil tank capacity	0.6 l
Cutting width	530 mm
Cutting height	25-75 mm
Grass catcher	62 l
Wheels	8", 11"
Weight	37 kg
Noise level	98 dB



YT-85537
LAWN MOWER WITH DRIVE
 LONCIN LC1P75F 56 CM

4.5 kW	224 cm ³	2800 min ⁻¹	560 mm	62L	8"/11"
4 STROKE	E-START	METAL ENCLOSURE	SELF-PROPELLED	4 in 1 4 w 1	E10



- 4-stroke OHV petrol engine
- manual start
- 8-position cutting height adjustment
- 4-in-1 function: rear discharge, grass collection, side discharge, mulching
- metal housing
- ergonomic foam-covered handle
- cup holder

Power	4.5 kW
Displacement	224 cm ³
Max engine speed	2800 min ⁻¹
Spark plug	F7RTC
Fuel	unleaded petrol E10
Fuel tank capacity	1.2 l
Oil	SAE 15W-40
Oil tank capacity	0.6 l
Cutting width	560 mm
Cutting height	30-90 mm
Grass catcher	62 l
Wheels	8", 11"
Weight	38.5 kg
Noise level	98 dB



YT-85545

THREE-WHEEL LAWN MOWER WITH DRIVE

LONCIN LC1P70FC 53 CM

3.5 kW	196 cm³	2800 min⁻¹	6 80 mm 30 mm	530 mm	62 L
7"/10"	4 STROKE	METAL ENCLOSURE	SELF-PROPELLED	4 in 1 4 w 1	E10



- 4-stroke OHV petrol engine ■
- manual start ■
- 6-position cutting height adjustment ■
- 4-in-1 function: rear discharge, grass collection, side discharge, mulching ■
- front rotating wheel for better maneuverability ■
- metal housing ■
- ergonomic foam-covered handle ■
- cup holder ■



Power	3.5 kW
Displacement	196 cm ³
Max engine speed	2800 min ⁻¹
Spark plug	E7RTC
Fuel	unleaded petrol E10
Fuel tank capacity	1.0 l
Oil	SAE 15W-40
Oil tank capacity	0.6 l
Cutting width	530 mm
Cutting height	30-80 mm
Grass catcher	62 l
Wheels	7", 10"
Weight	37 kg
Noise level	98 dB



	YT-85550	YT-85551	YT-85552	YT-85553
Power	8.8 kW	11 kW	8.2 kW	11 kW
Displacement	432 cm ³	546 cm ³	452 cm ³	546 cm ³
Cutting width	760 mm	1070 mm	960 mm	1066 mm
Cutting height	20-90 mm	35-75 mm	35-75 mm	40-120 mm
Grass catcher	170 l	220 l	220 l	220 l
Mulching function	YES	-	-	-
Weight	174 kg	188.5 kg	179 kg	255.5 kg
Extras	trailer hitch	trailer hitch	trailer hitch	zero-turn



YT-85550

RIDE-ON MOWER

LONCIN LC1P90F-1 76 CM

8.8 kW	432 cm ³	3600 min ⁻¹	6-position cutting height adjustment (1-6)	760mm cutting width	170L grass catcher
10"/15" wheels	4 STROKE engine	12 V 18000mAh battery	E-START	METAL ENCLOSURE	E10



- 4-stroke OHV petrol engine
- electric start
- self-propelled system
- 6-position cutting height adjustment
- 3-in-1 function: grass collection, side discharge and mulching
- metal housing
- ergonomic control levers
- comfortable seat
- trailer hitch included
- cup holder

Power	8.8 kW
Displacement	432 cm ³
Max engine speed	3600 min ⁻¹
Spark plug	RC12YC
Fuel	unleaded petrol E10
Fuel tank capacity	4.2 l
Oil	SAE 15W-40
Oil tank capacity	0.9 l
Battery	12 V, 18 Ah
Cutting width	760 mm
Cutting height	20-90 mm
Grass catcher	170 l
Wheels	10", 15"
Weight	174 kg
Noise level	100 dB



YT-85551

RIDE-ON MOWER

LONCIN LC1P91F-1 107 CM

11 kW	546 cm ³	2650 min ⁻¹	HYDRO-STATIC DRIVE	5-position cutting height adjustment (1-5)	1070mm cutting width	220L grass catcher
15"/17" wheels	4 STROKE engine	12 V 12000mAh battery	E-START	METAL ENCLOSURE	E10	



- 4-stroke OHV petrol engine
- electric start
- self-propelled system, hydrostatic drive
- 5-position cutting height adjustment
- grass collection
- metal housing
- ergonomic control levers
- comfortable seat
- trailer hitch included
- cup holder
- headlights

Power	11 kW
Displacement	546 cm ³
Max engine speed	2650 min ⁻¹
Spark plug	RN9YC
Fuel	unleaded petrol E10
Fuel tank capacity	5 l
Oil	SAE 15W-40
Oil tank capacity	1.6 l
Battery	12 V, 12 Ah
Cutting width	1070 mm
Cutting height	35-75 mm
Grass catcher	220 l
Wheels	15", 17"
Weight	188.5 kg
Noise level	100 dB



YT-85552

RIDE-ON MOWER

LONCIN LC1P92F-1 96 CM

8.2 kW	452 cm ³	2800 min ⁻¹	HYDRO-STATIC DRIVE	5-position cutting height adjustment (1-5)	960 mm cutting width	220 L grass catcher
13"/17" wheels	5+N+R gears	4 STROKE engine	12 V 12000mAh battery	E-START	METAL ENCLOSURE	E10



- 4-stroke OHV petrol engine
- electric start
- self-propelled system, hydrostatic drive
- 5-position cutting height adjustment
- grass collection
- metal housing
- ergonomic control levers
- comfortable seat
- trailer hitch included
- cup holder
- headlights



Power	8.2 kW
Displacement	452 cm ³
Max engine speed	2800 min ⁻¹
Spark plug	RC12YC
Fuel	unleaded petrol E10
Fuel tank capacity	5 l
Oil	SAE 15W-40
Oil tank capacity	1.2 l
Battery	12 V, 12 Ah
Cutting width	960 mm
Cutting height	35-75 mm
Grass catcher	220 l
Wheels	13", 17"
Weight	179 kg
Noise level	100 dB

YT-85553

RIDE-ON MOWER ZERO-TURN

LONCIN LC1P91F-1 107 CM

11 kW	546 cm ³	2800 min ⁻¹	HYDRO-STATIC DRIVE	6-position cutting height adjustment (1-6)	1066 mm cutting width	220 L grass catcher
11"/18" wheels	4 STROKE engine	12 V 12000mAh battery	E-START	METAL ENCLOSURE	E10	



- 4-stroke OHV petrol engine
- electric start
- self-propelled system, hydrostatic drive
- 6-position cutting height adjustment
- side discharge
- zero-turn system for maximum maneuverability
- metal housing
- ergonomic control levers
- comfortable seat
- cup holder





Power	11 kW
Displacement	546 cm ³
Max engine speed	2800 min ⁻¹
Spark plug	RN9YC
Fuel	unleaded petrol E10
Fuel tank capacity	5 l
Oil	SAE 15W-40
Oil tank capacity	1.6 l
Battery	12 V, 12 Ah
Cutting width	1066 mm
Cutting height	40-120 mm
Grass catcher	220 l
Wheels	11", 18"
Weight	255.5 kg
Noise level	100 dB



YT-85554

RIDE-ON MOWER TRAILER

970x715 x340 mm	max  225kg	15" 	METAL ENCLOSURE
-----------------------	--	---	------------------------

- compatible with: ■
- YT-85550, YT-85551, YT-85552 ride-on mowers
- load area dimensions: 97 x 71.5 x 34 cm ■
- max. load capacity: 225 kg ■
- dump function ■
- removable rear panel ■
- metal construction ■
- wheel size: 15" ■





YT-85570
SCARIFIER / AERATOR
LONCIN H200 38 CM

4.1 kW	196 cm³	3600 min⁻¹	380 mm	40 L	7"/8"
4 STROKE	METAL ENCLOSURE	2 in 1 2 w 1	INTER-CHANGEABLE ROLLERS	E10	



- 4-stroke OHV petrol engine ■
- manual start ■
- 8-position working depth adjustment ■
- 2 functions: scarifying, aeration ■
- metal housing ■
- ergonomic foam-covered handle ■

Power	4.1 kW
Displacement	196 cm ³
Max engine speed	3600 min ⁻¹
Spark plug	F7RTC
Fuel	unleaded petrol E10
Fuel tank capacity	3 l
Oil	SAE 15W-40
Oil tank capacity	0.5 l
Working width	380 mm
Working high	-8~ +12 mm
Grass catcher	40 l
Wheels	7", 8"
Weight	32.5 kg
Noise level	104 dB



YT-84797
HEDGE TRIMMER
LONCIN H200 38 CM

0.75 kW	25.4 cm³	7000 min⁻¹	600 mm
2 STROKE	ANTI-VIBRATION SYSTEM	500 ml	25 : 1

- single-cylinder, two-stroke petrol engine ■
- anti-vibration system ■
- rotatable rear handle ■
- air-cooled system ■
- optimized cutting speed ■



Power	0.75 kW
Displacement	25.4 cm ³
Max engine speed	7000 min ⁻¹
Spark plug	L8RTF
Fuel	unleaded petrol E10
Fuel tank capacity	0.5 l
Oil	2T
Fuel/oil mix ratio	25:1
Working width	600 mm
Weight	5.8 kg
Noise level	114 dB



YT-85191

3-in-1 BLOWER

Power	0.75 kW
Displacement	25.4 cm ³
Max engine speed	7000 min ⁻¹
Spark plug	L7RTC
Fuel	unleaded petrol E10
Fuel tank capacity	0.45 l
Oil	2T
Fuel/oil mix ratio	25:1
Airflow	540 m ³ /h
Air speed	252 km/h
Collection bag	35 l
Weight	5.7 kg
Noise level	110 dB

0.75 kW	25.4 cm³	7000 min⁻¹	3 in 1 3 w 1	2 STROKE
540 m³/h	252 km/h	35 L	450 ml	25 : 1

- two-stroke petrol engine
- 3 functions: blower, vacuum and mulcher
- high-efficiency air output
- large-capacity collection bag





YT-85192

BACKPACK BLOWER

1.45 kW	52 cm³	7500 min⁻¹(max.)	2 STROKE
890 m³/h	280 km/h	1.5 L	25 : 1

- two-stroke petrol engine, single-cylinder
- high airflow power
- ergonomic design ensures working comfort
- large-capacity fuel tank



Power	1.45 kW
Displacement	52 cm ³
Max engine speed	7500 min ⁻¹
Spark plug	L7RTC
Fuel	unleaded petrol E10
Fuel tank capacity	1.5 l
Oil	2T
Fuel/oil mix ratio	25:1
Airflow	890 m ³ /h
Air speed	280 km/h
Weight	9.6 kg
Noise level	111 dB



YT-86240

2-IN-1 SPRAYER

2.13 kW	2.9 KM	41.5 cm³	7500 min⁻¹(max.)	20 L
17 m³/min	12 m	1.4 L	25-30:1	

- 2-stroke petrol engine, single-cylinder
- 2-in-1 spraying and dusting function
- adjustable spray nozzle
- pressure adjustment
- 4-stage spray setting for precise chemical application
- aluminium and plastic construction



Power	2.13 kW
Displacement	41.5 cm ³
Max engine speed	7500 min ⁻¹
Spark plug	L6
Fuel	unleaded petrol E10
Fuel tank capacity	1.4 l
Oil	2T
Fuel/oil mix ratio	25-30:1
Airflow	1020 m ³ /h
Air speed	288 km/h
Spray range	12 m
Tank capacity	20 l
Weight	11.2 kg
Noise level	114 dB





YT-85600

SWEeper

LONCIN LC1P70FC 100 CM

3.5 kW	196 cm³	2800 min⁻¹	1000 mm
4 STROKE	METAL ENCLOSURE	E10	



- 4-stroke OHV petrol engine
- manual start
- throttle control
- 22,5° left/right sweeping angle adjustment
- 3 forward gears and 1 reverse gear
- metal housing
- 3-position adjustable handle
- cup holder

Power	3.5 kW
Displacement	196 cm ³
Max engine speed	2800 min ⁻¹
Spark plug	E7RTC
Fuel	unleaded petrol E10
Fule tank capacity	1.0 l
Oil	SAE 15W-40
Oil tank capacity	0.6 l
Working width	1000 mm
Sweeping angle	22,5° left/right
Wheels	9", 13"
Weight	81 kg
Noise level	101 dB



YT-85605
SWEeper COLLECTION BOX

1000 mm

METAL ENCLOSURE

- for YT-85600
- metal construction
- quick attachment system
- sweeps and collects material efficiently (leaves, dust, debris)



YT-85606
SWEeper PLOW

1000 mm

METAL ENCLOSURE

- for YT-85600
- metal construction
- for clearing snow or compost debris







YT-86106

ELECTRIC BARROW

- brushless motor ■
- lead-acid battery ■
- hydraulic power unit ■
- metal housing ■
- IPX4 protection ■
- LCD display ■

1000 W	48 V 32000mAh	6-7h	8-10h	max  500 kg
max 5.3 km/h	 30 W	BRUSHLESS MOTOR	LCD	METAL ENCLOSURE




Motor power	1000 W
Battery	48 V, 32 Ah
Operating time	8-10 h
Charging time	6-7 h
Fuel	AW 46
Fuel tank capacity	1.5 l
Max load	500 kg
Max speed	5.3 km/h
Work light	30 W
Wheels	13", 16"
Weight	208 kg
Noise level	88 dB

YT-86115

LONCIN
LONCIN G200F

PETROL BARROW

4.1 kW	196 cm³	3600 min⁻¹	max  300 kg	max 3.6 km/h
4x4	3+N+R	4 STROKE	METAL ENCLOSURE	E10



Power	4.1 kW
Displacement	212 cm ³
Max engine speed	3600 min ⁻¹
Spark plug	F7RTC
Fuel	unleaded petrol E10
Fuel tank capacity	3.6 l
Oil	SAE 15W-40
Oil tank capacity	0.6 l
Drive gear oil	SAE 80W-90
Transmission oil capacity	0.65 l
Max load	300 kg
Max speed	3.6 km/h
Wheels	16"
Weight	168 kg
Noise level	98 dB

- 4-stroke OHV petrol engine ■
- manual start ■
- 3 forward gears, 1 reverse gear ■
- metal housing ■
- 4 powered tubeless wheels ■
- ergonomic foam handle ■





YT-86125
STUMP GRINDER
LONCIN G420F

9 kW	420 cm ³	3600 min ⁻¹	250 mm
170 mm	∅ 300mm	8T	TCT
4 STROKE	METAL ENCLOSURE	E10	



- 4-stroke OHV petrol engine
- dual-clutch transmission
- manual start
- air-cooled system
- metal housing
- ergonomic design
- with a reinforced frame

Power	9 kW
Displacement	420 cm ³
Max engine speed	3600 min ⁻¹
Spark plug	F7RTC
Fuel	unloaded petrol E10
Fuel tank capacity	6.5 l
Oil	SAE 15W-40
Oil tank capacity	1.1 l
Cutter wheel diameter	300 mm
Teeth	8T
Working height	250 mm
Working depth	170 mm
Operating temperature range	5-30 °C
Wheels	7", 10"
Weight	113 kg
Noise level	103 dB



YT-86140
CHAIN TRENCHER
LONCIN G420F

9 kW	420 cm ³	3600 min ⁻¹	100 mm
600 mm	27T	TCT	4 STROKE
METAL ENCLOSURE	E10		



- 4-stroke OHV petrol engine
- dual clutch transmission
- chain trencher mechanism
- manual start
- air-cooled system
- emergency stop function
- metal housing
- robust construction
- compact dimensions

Power	9 kW
Displacement	420 cm ³
Max engine speed	3600 min ⁻¹
Spark plug	F7RTC
Fuel	unloaded petrol E10
Fuel tank capacity	6.5 l
Oil	SAE 15W-40
Oil tank capacity	1.1 l
Teeth	27T
Working width	100 mm
Working depth	600 mm
Operating temperature range	5-30 °C
Wheels	15"
Weight	188 kg
Noise level	111 dB






YT-84660
EARTH AUGER

1.4 kW	51.2 cm³	320 min⁻¹ (max.)	ANTI-VIBRATION SYSTEM
50 cm	∅ 100 mm	∅ 150 mm	∅ 200 mm
40 : 1			

- 2-stroke petrol engine, single-cylinder
- air-cooled system
- centrifugal safety clutch
- steel gear transmission
- anti-vibration system
- robust construction and compact design
- includes 3 earth auger bits (∅100, ∅150, ∅200 mm) and 500 mm extension shaft

Power	1.4 kW
Displacement	51.2 cm ³
Max engine speed	7000 min ⁻¹
Spark plug	L8RTC
Fuel	unleaded petrol E10
Fuel tank capacity	0.85 l
Fuel/oil mix ratio	40:1
Max auger diameter	200 mm
Max auger speed	320 min ⁻¹
Weight	9.32 kg
Noise level	111 dB




YT-84893
CHAINSAW
1,1 HP

0.75 kW	1.0 KM	25.4 cm³	8500 min⁻¹
12" 30 cm	3/8" 9.52 mm	45	0.05" 1.3 mm
AUTOMATIC CHAIN LUBRICATION		0.2 L	40 : 1

- 2-stroke petrol engine, single-cylinder
- automatic chain lubrication
- air-cooled system
- includes guide bar with cover and cutting chain




Power	0.75 kW
Displacement	25.4 cm ³
Max engine speed	8500 min ⁻¹
Spark plug	L8RTF
Fuel	unleaded petrol E10
Fuel tank capacity	0.28 l
Oil	2T
Oil tank capacity	0.2 l
Fuel/oil mix ratio	40:1
Guide bar	12"
Cutting length	300 mm
Guide bar type	ZLA12-45-509P
Chain type	HY-JL9D-0.050x45
Chain pitch	3/8"
Drive links	45
Teeth	6
Weight	3.94 kg
Noise level	113 dB





YT-84895
CHAINSAW
1.8 HP

1.3 kW	1.7 KM	37.2 cm³	8000 min⁻¹
14" 36 cm	3/8" 9.52 mm	52	0.05" 1.3 mm
	ANTI-VIBRATION SYSTEM	0.17 L	40 : 1


- 2-stroke petrol engine, single-cylinder
- easy start system
- automatic chain lubrication
- air-cooled system
- anti-vibration system
- includes guide bar with cover and cutting chain



Power	1.3 kW
Displacement	37.2 cm ³
Max engine speed	8000 min ⁻¹
Spark plug	L8RTF
Fuel	unleaded petrol E10
Fuel tank capacity	0.28 l
Oil	2T
Oil tank capacity	0.17 l
Fuel/oil mix ratio	40:1
Guide bar	14"
Cutting length	330 mm
Guide bar type	AP14-52-507P
Chain type	3/8.050x52
Chain pitch	3/8"
Drive links	52
Teeth	6
Weight	5.1 kg
Noise level	113 dB



YT-84901
CHAINSAW
2.45 HP

1.8 kW	2.4 KM	45.1 cm³	8500 min⁻¹
16" 40 cm	3/8" 9.52 mm	55	0.05" 1.3 mm
	ANTI-VIBRATION SYSTEM	0.24 L	40 : 1


- 2-stroke petrol engine, single-cylinder
- easy start system
- automatic chain lubrication
- air-cooled system
- anti-vibration system
- includes guide bar with cover and cutting chain



Power	1.8 kW
Displacement	45.1 cm ³
Max engine speed	8500 min ⁻¹
Spark plug	L8RTF
Fuel	unleaded petrol E10
Fuel tank capacity	0.5 l
Oil	2T
Oil tank capacity	0.24 l
Fuel/oil mix ratio	40:1
Guide bar	16"
Cutting length	360 mm
Guide bar type	AU16-55-507P
Chain type	3/8.050x55
Chain pitch	3/8"
Drive links	55
Teeth	6
Weight	5.6 kg
Noise level	111 dB



YT-84910
CHAINSAW
3.4 HP

2.5 kW	3.4 KM	56.5 cm³	8500 min⁻¹
20" 50 cm	0.325 8.25 mm	76	0.058" 1.5 mm
	ANTI-VIBRATION SYSTEM	0.24 L	40 : 1

- 2-stroke petrol engine, single-cylinder
- easy start system
- automatic chain lubrication
- air-cooled system
- anti-vibration system
- includes guide bar with cover, saw chain and strap




Power	2.5 kW
Displacement	56.5 cm ³
Max engine speed	8500 min ⁻¹
Spark plug	L8RTF
Fuel	unleaded petrol E10
Fuel tank capacity	0.7 l
Oil	2T
Oil tank capacity	0.24 l
Fuel/oil mix ratio	40:1
Guide bar	20"
Cutting length	480 mm
Guide bar type	BE20-76-5812P
Chain type	0.325.058x76
Chain pitch	0.325"
Drive links	76
Teeth	7
Weight	5.7 kg
Noise level	115 dB



	YT-84893	YT-84895	YT-84901	YT-84910
Power	0.75 kW	1.3 kW	1.8 kW	2.5 kW
Displacement	25.4 cm ³	37.2 cm ³	45.1 cm ³	56.5 cm ³
Max. engine speed	8500 min ⁻¹	8000 min ⁻¹	8500 min ⁻¹	8500 min ⁻¹
Fuel tank capacity	0.28 l	0.28 l	0.5 l	0.7 l
Guide bar	12"	14"	16"	20"
Cutting length	300 mm	330 mm	360 mm	480 mm
Chain pitch	3/8"	3/8"	3/8"	0.325"
Drive links	45	52	55	76
Weight	3.94 kg	5.1 kg	5.6 kg	5.7 kg



YT-85580
WOOD CHIPPER
LONCIN LC1P70FC

3.5 kW	196 cm³	3000 min⁻¹	∅45 mm	30 L
4 STROKE	METAL ENCLOSURE		E10	



- 4-stroke OHV petrol engine
- manual start
- designed for shredding branches and garden plant waste
- metal construction



Power	3.5 kW
Displacement	196 cm ³
Max engine speed	3000 min ⁻¹
Spark plug	F7RTC
Fuel	unleaded petrol E10
Fuel tank capacity	1.0 l
Oil	SAE 15W-40
Oil tank capacity	0.6 l
Max brench diameter	45 mm
Mesh container	30 l
Wheels	8"
Weight	38.3 kg
Noise level	113 dB



YT-86155
WOOD CHIPPER
LONCIN G200F

- 4-stroke OHV petrol engine
- manual start
- design for shredding branches and garden plant waste
- air-cooled system
- emergency stop function
- metal construction



4.8 kW	196 cm³	3600 min⁻¹	∅100 mm
4 STROKE	METAL ENCLOSURE		E10

Power	4.8 kW
Displacement	196 cm ³
Max engine speed	3600 min ⁻¹
Spark plug	F7RTC
Fuel	unleaded petrol E10
Fuel tank capacity	3.6 l
Oil	SAE 15W-40
Oil tank capacity	0.6 l
Max brench diameter	100 mm
Wheels	5.7"
Weight	100 kg
Noise level	119 dB



YT-86158
WOOD CHIPPER
LONCIN G420FD

9 kW 420 cm³ 3600 min⁻¹ ø150 mm 

METAL ENCLOSURE

4 STROKE

E-START

E10



LONCIN

- 4-stroke OHV petrol engine, single-cylinder
- electric and manual start
- air-cooled system
- emergency stop function
- lead-acid battery
- metal construction

Power	9 kW
Displacement	420 cm ³
Max engine speed	3600 min ⁻¹
Spark plug	F7RTC
Fuel	unleaded petrol E10
Fuel tank capacity	6.5 l
Oil	SAE 15W-40
Oil tank capacity	1.1 l
Battery	12 V, 20 Ah
Max branch diameter	150 mm
Wheels	8"
Weight	255 kg
Noise level	113 dB



YT-84860
TILLER
LONCIN LC1P65FE-2 36/60 CM

3.6 kW 173 cm³ 3000 min⁻¹ ø150 mm 

170 mm 600 mm X6 BLADES 270 mm 

1.5 L 0.6 L 

LONCIN

- 4-stroke OHV petrol engine
- manual start
- air-cooled system
- 3-position working depth adjustment
- six 27 cm cutting blades
- metal housing
- ergonomic handles

Power	3.6 kW
Displacement	173 cm ³
Max engine speed	3000 min ⁻¹
Spark plug	F7RTC
Fuel	unleaded petrol E10
Fuel tank capacity	1.5 l
Oil	SAE 15W-40
Oil tank capacity	0.6 l
Working width	600 mm
Working depth	170 mm
Wheels	6"
Weight	36 kg
Noise level	93 dB





YT-84861

TWO-STROKE TILLER

1.45 kW	52 cm ³	7500 min ⁻¹
100-150 mm	300 mm	2 STROKE
1050 ml	25 : 1	

- 2-stroke petrol engine, single-cylinder
- manual start
- air-cooled system
- metal housing

Power	1.45 kW
Displacement	52 cm ³
Max engine speed	7500 min ⁻¹
Spark plug	L7RTC
Fuel	unleaded petrol E10
Fuel tank capacity	1.05 l
Fuel/oil mix ratio	25:1
Working width	300 mm
Working depth	100-150 mm
Wheels	6"
Weight	15.5 kg
Noise level	112 dB



YT-85590

TILLER

LONCIN LC1P65FE-2 36/60 CM

2.9 kW	166 cm ³	3000 min ⁻¹	360/600 mm
6"	4 STROKE	METAL ENCLOSURE	E10

- 4-stroke OHV petrol engine
- manual start
- 3-position working depth adjustment
- air-cooled system
- metal housing
- ergonomic handles

LONCIN



Power	2.9 kW
Displacement	166 cm ³
Max engine speed	3000 min ⁻¹
Spark plug	F7RTC
Fuel	unleaded petrol E10
Fuel tank capacity	0.9 l
Oil	SAE 15W-40
Oil tank capacity	0.5 l
Working width	360/600 mm
Max working depth	260 mm
Wheels	6"
Weight	33.5 kg
Noise level	93 dB






YT-85591

TILLER

LONCIN G200F 35/85 CM

 196 cm ³	 3600 min ⁻¹	 350/850 mm
 4.1 kW	 4 STROKE	 METAL ENCLOSURE
 E10		



- 4-stroke OHV petrol engine ■
- manual start ■
- 3-position working depth adjustment ■
- air-cooled system ■
- metal housing ■
- ergonomic handles ■








Power	4.1 kW
Displacement	196 cm ³
Max engine speed	3600 min ⁻¹
Spark plug	F7RTC
Fuel	unleaded petrol E10
Fuel tank capacity	3 l
Oil	SAE 15W-40
Oil tank capacity	0.5 l
Working width	350/850 mm
Max working depth	260 mm
Wheels	8"
Weight	54 kg
Noise level	102 dB



YT-85592

TILLER

LONCIN G200F 48 CM

 196 cm ³	 3600 min ⁻¹	 480 mm
 4.1 kW	 4 STROKE	 METAL ENCLOSURE
 E10		



- 4-stroke OHV petrol engine ■
- manual start ■
- electric wheel drive ■
- 3-position working depth adjustment ■
- air-cooled system ■
- metal housing ■
- ergonomic handles ■

Power	4.1 kW
Displacement	196 cm ³
Max engine speed	3600 min ⁻¹
Spark plug	F7RTC
Fuel	unleaded petrol E10
Fuel tank capacity	3 l
Oil	SAE 15W-40
Oil tank capacity	0.8 l
Transmission oil	SAE 80W-90
Oil pan capacity	0.5 l
Working width	480 mm
Working depth	260 mm
Wheels	13"
Weight	72 kg
Noise level	102 dB






YT-85850
TWO-WHEEL TRACTOR
LONCIN G200FD

4.1 kW	196 cm³	3600 min⁻¹	104/84 kg
4 STROKE	E-START	METAL ENCLOSURE	E10



- 4-stroke OHV petrol engine
- manual and electric start
- hydrostatic transmission
- electric-powered wheel drive
- 3 forward gears and 3 reverse gears
- oil-bath clutch
- air-cooled system
- metal housing
- height-adjustable steering handles

Power	4.1 kW
Displacement	196 cm ³
Max engine speed	3600 min ⁻¹
PTO speed	990 min ⁻¹
Spark plug	F7RTC
Fuel	unleaded petrol E10
Fuel tank capacity	3.6 l
Oil	SAE 15W-40
Oil tank capacity	0.6 l
Battery	12 V, 6.5 Ah
Wheels	20"
Weight	104 kg
Noise level	98 dB




YT-85851
TWO-WHEEL TRACTOR
LONCIN G420FD

9 kW	420 cm³	3600 min⁻¹	120/104 kg
4 STROKE	E-START	METAL ENCLOSURE	E10



- 4-stroke OHV petrol engine
- manual and electric start
- hydrostatic transmission
- electric-powered wheel drive
- 3 forward gears and 2 reverse gears
- dry clutch with differential
- lockair-cooled system
- metal housing
- adjustable handlebar with power assistance

Power	9 kW
Displacement	420 cm ³
Max engine speed	3600 min ⁻¹
PTO speed	990 min ⁻¹
Spark plug	F7RTC
Fuel	unleaded petrol E10
Fuel tank capacity	6.5 l
Oil	SAE 15W-40
Oil tank capacity	1.1 l
Battery	12 V, 6.5 Ah
Wheels	20"
Weight	110 kg
Noise level	105 dB





YT-85860
ROTARY TILLER ATTACHMENT FOR A TWO-WHEEL TRACTOR

880 mm
250 / 150 mm
METAL ENCLOSURE
CARBON STEEL

fits YT-85850 and YT-85851 two-wheel tractor ■



YT-85861
ROTARY TILLER ATTACHMENT FOR A TWO-WHEEL TRACTOR

650 mm
250 / 150 mm
METAL ENCLOSURE
CARBON STEEL

fits YT-85850 and YT-85851 two-wheel tractor ■



YT-85862
ACTIVE PLOW ATTACHMENT FOR A TWO-WHEEL TRACTOR

650 mm
250 / 150 mm
METAL ENCLOSURE
CARBON STEEL

fits YT-85850 and YT-85851 two-wheel tractor ■



YT-85863
SICKLE BAR MOWER ATTACHMENT FOR A TWO-WHEEL TRACTOR

1170 mm
PP
CARBON STEEL

fits YT-85850 and YT-85851 two-wheel tractor ■



YT-85864
FLAIL MOWER ATTACHMENT FOR A TWO-WHEEL TRACTOR

600 mm
100 / 12 mm
x28 BLADES OSTRZA
PP NBR
CARBON STEEL

fits YT-85850 and YT-85851 two-wheel tractor ■



YT-85865
QUICK COUPLING FOR A TWO-WHEEL TRACTOR

CARBON STEEL

male and female coupling ■
fits YT-85850 and YT-85851 two-wheel tractor ■





YT-85866
REVERSIBLE PLOW ATTACHMENT
FOR A TWO-WHEEL TRACTOR

CARBON
STEEL

fits YT-85850 and YT-85851 two-wheel tractor ■



YT-85870
CULTIVATOR ATTACHMENT
FOR A TWO-WHEEL TRACTOR

CARBON
STEEL

fits YT-85850 and YT-85851 two-wheel tractor ■



YT-85867
MOULDBOARD PLOW ATTACHMENT
FOR A TWO-WHEEL TRACTOR

CARBON
STEEL

fits YT-85850 and YT-85851 two-wheel tractor ■



YT-85868
RIDGING PLOW ATTACHMENT
FOR A TWO-WHEEL TRACTOR

CARBON
STEEL

fits YT-85850 and YT-85851 two-wheel tractor ■



YT-85872
SWEEPER ATTACHMENT
FOR A TWO-WHEEL TRACTOR

1000 mm	∅ 500 mm	CARBON STEEL
NBR	NYLON	METAL ENCLOSURE

fits YT-85850 and YT-85851 ■
 two-wheel tractor



YT-85873
SNOW PLOW ATTACHMENT
FOR A TWO-WHEEL TRACTOR

1000 x500 mm	CARBON STEEL
--------------------	-----------------

fits YT-85850 and YT-85851 ■
 two-wheel tractor



YT-85874
SNOW BLOWER ATTACHMENT FOR A TWO-WHEEL TRACTOR




fits YT-85850 and YT-85851 ■
two-wheel tractor

1000
mm

600
mm

BRASS
MOSIADZ

Al

CARBON
STEEL

METAL
ENCLOSURE

YT-85876
PTO EXTENSION FOR A TWO-WHEEL TRACTOR



fits YT-85850 and YT-85851 ■
two-wheel tractor

CARBON
STEEL

YT-85877
WHEEL AXLE EXTENSIONS FOR A TWO-WHEEL TRACTOR



fits YT-85850 and YT-85851 ■
two-wheel tractor

2
PCS

CARBON
STEEL

YT-85878
WHEEL WEIGHTS FOR A TWO-WHEEL TRACTOR



fits YT-85850 and YT-85851 ■
two-wheel tractor

2
PCS

CARBON
STEEL

YT-85875
WHEELS FOR A TWO-WHEEL TRACTOR



fits YT-85850 and YT-85851 ■
two-wheel tractor

CARBON
STEEL

YT-85880
PTO ADAPTER FOR A TWO-WHEEL TRACTOR



fits YT-85850 and YT-85851 ■
two-wheel tractor

CARBON
STEEL



YT-85881
SICKLE BAR MOWER ATTACHMENT FOR A TWO-WHEEL TRACTOR



fits YT-85850 and YT-85851 ■
two-wheel tractor

1200
mm

max Ø
20
mm

NBR

CARBON
STEEL

YT-85420
WATER PUMP



1.45
kW

7500
min⁻¹

52
cm³

Q max
7500
l/h

21m

8m

2
STROKE
SUWY


1"
25mm

1.2 L

25 : 1

- 2-stroke petrol engine
- for pumping clean water in gardens,
- on construction sites,
- or in emergency situations
- lightweight, compact and easy to transport
- durable engine and robust construction
- standard hose fittings

Power	1.45 kW	Fuel/oil mix ratio	25:1
Displacement	52 cm ³	Max flow rate	7.5 m ³ /h
Max engine speed	7500 min ⁻¹	Max head lift	21 m
Spark plug	L7RTC	Max suction height	8 m
Fuel	unleaded petrol E10	Water inlet/outlet	1"
Fuel tank capacity	1.2 l	Weight	6.9 kg
Oil	2T	Noise level	112 dB





YT-85401
WATER PUMP
Engine CP170F

4.0 kW	3600 min⁻¹	208 cm³	50 mm 2"
Q max 500 l/min	Q max 30 m³/h	25 m	8 m
3.6 L			

- 4-stroke OHV petrol engine
- suitable for emergency response after breakdowns and natural disasters
- air-cooled system
- steel frame protects the unit from damage and makes transport easier



Power	4 kW
Displacement	208 cm ³
Max engine speed	3600 min ⁻¹
Spark plug	F7RTC
Fuel	unleaded petrol E10
Fuel tank capacity	3.6 l
Oil	SAE 15W-40
Oil tank capacity	0.6 l

Max flow rate	30 m ³ /h
Max particle size	50 mm
Max head lift	25 m
Max suction height	8 m
Water inlet/outlet	2"
Weight	25 kg
Noise level	108 dB



YT-85402
WATER PUMP
Engine CP170F

4.0 kW	3600 min⁻¹	208 cm³	80 mm 3"
Q max 800 l/min	Q max 50 m³/h	20 m	8 m
3.6 L			

- 4-stroke OHV petrol engine
- suitable for emergency response after breakdowns and natural disasters
- air-cooled system
- steel frame protects the unit from damage and makes transport easier



Power	4 kW
Displacement	208 cm ³
Max engine speed	3600 min ⁻¹
Spark plug	F7RTC
Fuel	unleaded petrol E10
Fuel tank capacity	3.6 l
Oil	SAE 15W-40
Oil tank capacity	0.6 l

Max flow rate	50 m ³ /h
Max particle size	80 mm
Max head lift	20 m
Max suction height	8 m
Water inlet/outlet	3"
Weight	28 kg
Noise level	108 dB





YT-85403

WATER PUMP

Engine CP170F

4.0 kW	3600 min⁻¹	208 cm³	100mm 4"
Q max 1300 l/min	Q max 78 m³/h	20 m	8 m
3.6 L			



- 4-stroke OHV petrol engine
- suitable for emergency response after breakdowns and natural disasters
- air-cooled system
- oil level sensor automatically stops the pump if the oil level is too low
- steel frame protects the unit from damage and makes transport easier



Power	4 kW
Displacement	208 cm ³
Max engine speed	3600 min ⁻¹
Spark plug	F7RTC
Fuel	unleaded petrol E10
Fuel tank capacity	3.6 l
Oil	SAE 15W-40
Oil tank capacity	0.6 l

Max flow rate	78 m ³ /h
Max particle size	100 mm
Max head lift	20 m
Max suction height	8 m
Water inlet/outlet	4"
Weight	30 kg
Noise level	108 dB

Spare parts

■ For YT-86115

- YT-861918 Safety control handle with tensioner pulley cable for gasoline dumper
- YT-861919 Brake lever with cable for gasoline dumper
- YT-861920 Dumper box control cable for gasoline dumper
- YT-861921 V-belt for gasoline dumper
- YT-861922 Chain for gasoline dumper
- YT-861923 Chain for gasoline dumper
- YT-861933 Replacement air filter

■ For YT-86125

- YT-861924 Angled base for gasoline stump grinder tooth
- YT-861925 Straight base for gasoline stump grinder tooth
- YT-861926 Tooth for gasoline stump grinder
- YT-861927 V-belt for gasoline stump grinder
- YT-861932 Replacement air filter

■ For YT-86140

- YT-861928 Chain for gasoline trencher
- YT-861929 Tooth for gasoline trencher
- YT-861930 V-belt for gasoline trencher
- YT-861931 Blade for gasoline trencher
- YT-861932 Replacement air filter

■ For YT-86155

- YT-861910 Anvil for gasoline shredder
- YT-861911 Blade for gasoline shredder
- YT-861912 Clutch for gasoline shredder
- YT-861913 V-belt for gasoline shredder
- YT-861933 Replacement air filter

■ For YT-86158

- YT-861914 Anvil for gasoline shredder
- YT-861915 Blade for gasoline shredder
- YT-861916 Clutch for gasoline shredder
- YT-861917 V-belt for gasoline shredder
- YT-861932 Replacement air filter

■ For YT-85550

- YT-861960 Drive belt for tractor
- YT-861961 Cutting deck belt for tractor
- YT-861962 Blade for tractor

■ For YT-85551

- YT-861944 Key for tractor switch
- YT-861945 Fuel tank cap for tractor
- YT-861946 Blade for tractor (left)
- YT-861947 Blade for tractor (right)
- YT-861948 Cutting deck belt for tractor
- YT-861949 Drive belt for tractor
- YT-861953 Deck wheel for tractor

■ For YT-85552

- YT-861940 Blade for tractor (left)
- YT-861941 Blade for tractor (right)
- YT-861942 Drive belt for tractor
- YT-861943 Cutting deck belt for tractor
- YT-861944 Key for tractor switch
- YT-861945 Fuel tank cap for tractor
- YT-861953 Deck wheel for tractor

■ For YT-85553

- YT-861945 Fuel tank cap for tractor
- YT-861950 Cutting deck belt for tractor
- YT-861951 Drive belt for tractor
- YT-861952 Blade for tractor
- YT-861953 Deck wheel for tractor

■ For YT-85520

- YT-855470 Blade for lawn mower
- YT-855480 Lawn mower wheel
- YT-855487 Spark plug
- YT-855490 Replacement air filter

■ For YT-85521

- YT-855470 Blade for lawn mower
- YT-855480 Lawn mower wheel
- YT-855487 Spark plug
- YT-855490 Replacement air filter

■ For YT-85525

- YT-855471 Blade for lawn mower
- YT-855481 Lawn mower wheel
- YT-855483 Lawn mower wheel
- YT-855487 Spark plug
- YT-855490 Replacement air filter

■ For YT-85528

- YT-855472 Blade for lawn mower
- YT-855482 Lawn mower wheel
- YT-855484 Lawn mower wheel
- YT-855488 Spark plug
- YT-855491 Replacement air filter

■ For YT-85532

- YT-855473 Blade for lawn mower
- YT-855482 Lawn mower wheel
- YT-855484 Lawn mower wheel
- YT-855488 Spark plug
- YT-855491 Replacement air filter

■ For YT-85533

- YT-855473 Blade for lawn mower
- YT-855482 Lawn mower wheel
- YT-855484 Lawn mower wheel
- YT-855487 Spark plug
- YT-855493 Replacement air filter

■ For YT-85537

- YT-855474 Blade for lawn mower
- YT-855482 Lawn mower wheel
- YT-855484 Lawn mower wheel
- YT-855487 Spark plug
- YT-855493 Replacement air filter

■ For YT-85545

- YT-855473 Blade for lawn mower
- YT-855481 Lawn mower wheel
- YT-855483 Lawn mower wheel
- YT-855488 Spark plug
- YT-855491 Replacement air filter

■ For YT-85570

- YT-855477 Aeration roller
- YT-855478 Scarifier roller
- YT-855481 Wheel for lawn mower and scarifier
- YT-855482 Wheel for lawn mower and scarifier
- YT-855487 Spark plug

■ For YT-85580

- YT-855488 Spark plug
- YT-855491 Replacement air filter
- YT-855487 Spark plug
- YT-855492 Replacement air filter

■ For YT-85591

- YT-855487 Spark plug
- YT-855494 Replacement air filter

■ For YT-95592

- YT-855487 Spark plug
- YT-855494 Replacement air filter

■ For YT-85600

- YT-855488 Spark plug
- YT-855491 Replacement air filter



YATO

TOYA S.A.
ul. Sołtysowicka 13-15
51-168 Wrocław
Poland
(+48 71) 32 46 200
sales@yato.pl (domestic)
export@yato.pl (export)
import@yato.pl (import)

WARSAW BRANCH
Mapletree Park Nadarzyn
al. Kasztanowa 160
05-831 Młochów k. Warszawy
Poland
(+48 22) 73 82 800
(+48 22) 73 82 828
sales@yato.pl (domestic)
export@yato.pl (export)

TOYA ROMANIA S.A.
Șos. Stefănești, 8-8A
Stefăneștii De Jos, Ilfov
România
(+40 031) 710 8692
office@yato.ro

YATO TOOLS (SHANGHAI) CO., LTD.
No. 1, Lane 1300
East Kangqiao Road
Shanghai, China 201315
(+86 21) 681 829 50
fax: (+86 21) 681 829 51
yato@yato-sh.com

YATO TOOLS (JIAXING) CO., LTD.
No.1033 Huyan Road
Baibu Town, Haiyan County
Jiaxing City, Zhejiang Province, China
(+86 21) 681 829 50
yato@yato-sh.co

www.facebook.com/yatopolska



[instagram.com/yato_polska/](https://www.instagram.com/yato_polska/)



[youtube.com/user/YatoTeam](https://www.youtube.com/user/YatoTeam)



[linkedin.com/company/toya-s-a-](https://www.linkedin.com/company/toya-s-a-)



[tiktok.com/@yato_polska](https://www.tiktok.com/@yato_polska)

